



# New Weight Distribution Range

## The Range To Suit Every Ballweight

Hayman Reese has been Australia's #1 towing brand for over 60 years. This legacy could only be accomplished through the development and delivery of premium quality products. The brand is now proud to launch a NEW expanded range of Weight Distribution Systems catering for all ball weights.

Weight Distribution Systems are designed to assist in restoring the original geometry of the tow vehicle to its natural state. It does this by transferring the weight from the rear wheels of the tow vehicle to the front wheels of the vehicle and the wheels of the towed trailer.

### Improvements in this new range include:

- Ball weight rating increased from 550lb to 600lb, 750lb to 800lb and 1000lb to 1200lb.
- Introduction of a light weight and incredibly durable cast steel shank to all Medium to Super Heavy Duty kits.
- Introduction of high-performance spring bars with integrated cams – upgradeable to utilise the Dual Cam HP™ Sway Control (Available to all Medium to Super Heavy Duty kits).
- All Medium to Super Heavy Duty heads now have
- integrated Friction Sway control tab for easy upgrade
- Easy to identify part numbering system

High-Performance Spring Bars with Integrated Cam



WDH Head with Integrated Friction Sway Control Tab



Maximum pound capacity  
 "3" = 30" Spring Bars  
 "2" = 28" Spring Bars  
 "F" Stands for Classic head  
 All heavier ball weights begin with "7"

**712003**  
**76002F**

Weight Distribution Kit	Part Number	RRP
1200lb : SUPER HEAVY DUTY	712003	\$876.84
800lb: CLASSIC SERIES HEAVY DUTY 28" SPRING BARS	78002F	\$871.75
800lb: CLASSIC SERIES HEAVY DUTY 30" SPRING BARS	78003F	\$871.75
800lb: STANDARD SERIES HEAVY DUTY 30" SPRING BARS	78003	\$821.75
600lb: CLASSIC SERIES MEDIUM DUTY 28" SPRING BARS	76002F	\$838.75
600lb: CLASSIC SERIES MEDIUM DUTY 30" SPRING BARS	76003F	\$838.75
600lb: STANDARD SERIES MEDIUM DUTY 30" SPRING BARS	76003	\$788.75
285lb: INTERMEDIATE	04194	\$312.70
180lb: MINI	04180	\$149.28

Hayman Reese  
 Customer Care Centre 1800 812 017  
 Fax: 03 97973299  
 20-50 Waterview Close, Dandenong South, 3175  
 www.haymanreese.com.au  
 info@haymanreese.com.au



The new range includes a choice of Classic or Standard Series systems which provide the end user with alternatives to further customise their towing experience. These options are available in Medium Duty (600lb) and Heavy Duty (800lb) weight distribution kits.

### Classic Series

The Classic Series system can be described as Hayman Reese's legacy kit. The system is composed of Hayman Reese's tried and tested traditional welded head; straight, trunnion style, high performance spring bars with integrated cams and the new light weight, extra durable cast steel shank.

### Standard Series

The Standard kit is composed of round, hook style, high-performance spring bars with integrated cams. Round spring bars allow for more clearance with 6" trailer chassis. The system also shares the same cast shank as the Classic Series Kit and a light-weight cast steel head.

## The Range

#### Mini Weight Distribution System

*The towing solution for lighter ball weights*

The two bar (2 x 19mm) Mini system uses chains to hold the spring bars in position and is designed to be used with any Hayman Reese towbar. This WDS is easily setup and removed and is ideal for trailers with a ball weight up to 80kg.

#### Intermediate Weight Distribution System

*The ideal solution for intermediate tow ball weights*

The intermediate system utilises a four bar (4 x 19mm) system. This system has a working range between 80kg and 135kg ball weight and is ideal for smaller trailers. The snap up brackets make raising and lowering the chain effortless. Triangular plates mean you can adjust and equalize each pair of bars together.

#### 600lb/275kg Medium Duty Weight Distribution System

*Australia's most popular towing safety system*

Hayman Reese's 600lb or 275kg rated WDS is by far the most popular towing aid in Australia. Perfect for trailers that have a ball weight between 135kg and 275kg, this system suits most popular caravans available today.

(Available in Classic Series and Standard)

#### 800lb/365kg Heavy Duty Weight Distribution System

*The tried and tested system for your tough towing needs*

The 800lb or 365kg rated Heavy Duty system relies on heavier gauge spring bars to handle heavier trailers. As the name implies the Heavy Duty system is designed to work with trailers that have a ball weight between 275kg and 365kg.

(Available in Classic Series and Standard)

#### 1200lb/545kg Super Heavy Duty Weight Distribution System

*For serious heavy duty towing*

For extra heavy duty applications the 1200lb system has a working range of between 365kg and 545kg ball weight. For towing loads in excess of 3,500kg, a 70mm towball is required.



Mini



Intermediate



Standard Series Shown  
Available in either 600lb or 800lb



Classic Series Shown  
Available in either 600lb or 800lb



Super Heavy Duty 1200lb

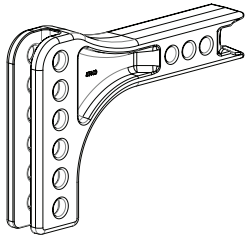
**Hayman Reese**  
Customer Care Centre 1800 812 017  
Fax: 03 97973299  
20-50 Waterview Close, Dandenong South, 3175  
[www.haymanreese.com.au](http://www.haymanreese.com.au)  
[info@haymanreese.com.au](mailto:info@haymanreese.com.au)



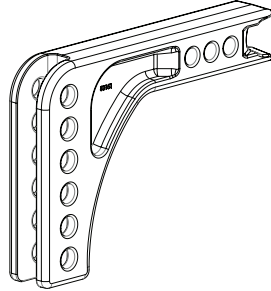


# Weight Distribution Accessories

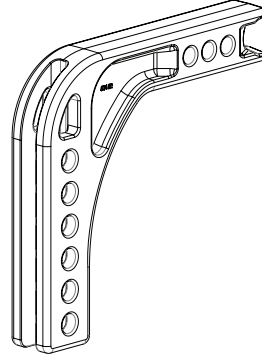
## Drop Shanks



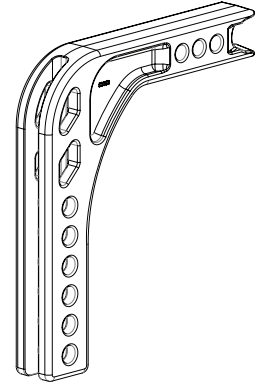
**50150 - Standard**  
RRP \$174.90



**50151 - 30mm**  
RRP \$188.56




**50151 - 95mm**  
RRP \$229.42



**50151 - 160mm**  
RRP \$246.70

A range of Drop Shanks are available to setup 4WDs and applications where the lowest/highest setting is not low/high enough. Always seek advice from your nearest Hayman Reese Distributor before fitting different sized Drop Shanks to check compatibility to your vehicle

## Accessories




### Hitch Park

The Hayman Reese Friction Sway Controller manages trailer sway by utilising a sliding shaft with bonded friction material and a lever to regulate movement. By retarding pivotal movements between the tow hitch and trailer, the Friction Sway Controller is used to reduce trailer sway and improve handling in adverse towing conditions.



### Safety Chain Extender

- Suits 3" – 6" A-frames
- Removes the need to drill into your A-frame
- Replaces existing screw in mount



### Boat Trailer Adaptor

The Hayman Reese Dual Cam High-Performance™ Sway Controller is the premier method of controlling sway and the only product of its kind in the Australian market. Unlike other sway controllers, this approach works to proactively control sway from the start rather than just resisting sway once it's begun.

Hayman Reese  
Customer Care Centre 1800 812 017

Fax: 03 97973299

20-50 Waterview Close, Dandenong South, 3175

[www.haymanreese.com.au](http://www.haymanreese.com.au)

[info@haymanreese.com.au](mailto:info@haymanreese.com.au)






# Weight Distribution Accessories

## Sway Controllers



### Friction Sway Control

The Hayman Reese Friction Sway Controller manages trailer sway by utilising a sliding shaft with bonded friction material and a lever to regulate movement. By retarding pivotal movements between the tow hitch and trailer, the Friction Sway Controller is used to reduce trailer sway and improve handling in adverse towing conditions.




### Friction Sway Bolt On Fit Kit

- Suits 3" – 6" A-frames
- Removes the need to drill into your A-frame
- Replaces existing screw in mount



### Dual Cam High-Performance™ Sway Controller

The Hayman Reese Dual Cam High-Performance™ Sway Controller is the premier method of controlling sway and the only product of its kind in the Australian market. Unlike other sway controllers, this approach works to proactively control sway from the start rather than just resisting sway once it's begun.



### Dual Cam HP™ Bolt On Fit Kit

- Removes the need to drill into your A-frame
- Suits 50mm wide A-frames
- Easy to mount/adjust U-bolt system
- Replaces existing screw in mount

Part Number	Description	RRP
26660	Friction Sway Controller	\$249.00
26002	Dual Cam HP™ Sway Control	\$399.00
26661	Friction Sway Control Bolt-on Fit Kit	\$99.00
26003	Dual Cam HP™ Bolt-on Fit Kit	\$99.00
08333	Safety Chain Extender for classic 550lb & 750lb Kit	\$149.00
08334	Safety Chain Extender + Friction Sway tab for classic 550lb & 750lb kits	\$154.00
08335	Safety Chain Extender for 600lb, 800lb & 1200lb kits	\$149.00

Hayman Reese  
 Customer Care Centre 1800 812 017  
 Fax: 03 97973299  
 20-50 Waterview Close, Dandenong South, 3175  
 www.haymanreese.com.au  
 info@haymanreese.com.au







# Put your faith in a towing legend... WEIGHT DISTRIBUTION SYSTEMS



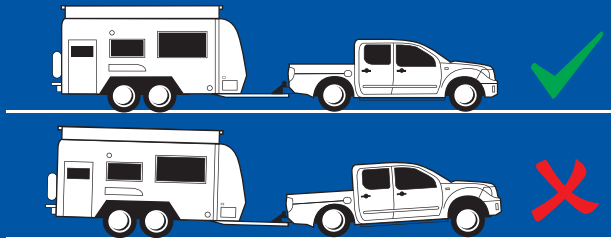
## HAYMAN REESE WEIGHT DISTRIBUTION SYSTEMS

Weight Distribution Systems are designed to assist in restoring the original geometry of the tow vehicle to its natural state. It does this by transferring the weight from the rear wheels of the tow vehicle to the front wheels of the vehicle and the wheels of the towed trailer.

When a trailer is coupled to a tow vehicle, the trailer's total ball weight is applied directly onto the rear section of the vehicle between the rear axle and towball. Like a seesaw this will transfer the weight from the front and cause the suspension to lift. When travelling this setup can cause unnerving trailer sway, reduced steering and braking responsiveness, less traction and misaligned head lamps. Over time you may also notice a reduction in economy and increased tyre wear.

Using the appropriate Hayman Reese Weight Distribution System will not only alleviate these symptoms, it will also improve the control you have over your vehicle whilst towing in conjunction to reducing the amount of sway you encounter.

Improve the quality of your towing experience. Speak to your nearest Hayman Reese distributor today! Visit [www.haymanreese.com.au](http://www.haymanreese.com.au) more information and a list of your nearest stockists. Alternatively, call our Customer Care Centre on 1800 812 017.



- Restores correct suspension and steering geometry providing positive towing control.
- Returns natural balance of the tow vehicle reducing excessive tyre wear.
- Restores original braking efficiency and headlight alignment.
- Distributes towball weight to all axles.
- Assists in maintaining load stability.
- Backed by the Hayman Reese Lifetime Warranty

## The range to meet all your towing needs...

Ball Weight:	RECOMMENDED WEIGHT DISTRIBUTION SYSTEM				
	Mini	Intermediate	Medium	Heavy	Super Heavy
0-80kg 	✓				
80-135kg 		✓			
135-275kg 			✓		
275-365kg 				✓	
365-545kg 					✓
Sway Controllers available:					
FRICITION SWAY CONTROL Compatible			✓	✓	✓
DUAL CAM HP™ SWAY CONTROL Compatible			✓	✓	✓

Weight Distribution Kit	Part Number
1200lb : SUPER HEAVY DUTY	712003
800lb: CLASSIC SERIES HEAVY DUTY 28" SPRING BARS	78002F
800lb: CLASSIC SERIES HEAVY DUTY 30" SPRING BARS	78003F
800lb: STANDARD SERIES HEAVY DUTY 30" SPRING BARS	78003
600lb: CLASSIC SERIES HEAVY DUTY 28" SPRING BARS	76002F
600lb: CLASSIC SERIES HEAVY DUTY 30" SPRING BARS	76003F
600lb: STANDARD SERIES HEAVY DUTY 30" SPRING BARS	76003
285lb: INTERMEDIATE	04194
180lb: MINI	04180



[www.haymanreese.com.au](http://www.haymanreese.com.au)  
[info@haymanreese.com.au](mailto:info@haymanreese.com.au)  
 1800 812 017



# Put your faith in a towing legend... WEIGHT DISTRIBUTION SYSTEMS



The range to meet all your towing needs...

## 1200lb : SUPER HEAVY DUTY




*For serious heavy duty towing*

- Fine tooth adjustment washer allows for up-to 9 head angle adjustments
- Drop shank allows for 6 incremental
- Compatible with Dual Cam HP™ Sway Control.
- Cast head includes integrated Friction Sway tab

Suits ball weights 365kg-545kg

## 800lb : HEAVY DUTY



Classic Series model pictured


*The tried and tested system for your tough towing needs*

- Hex Cam adjustment washer allows for up-to 6 head angle adjustments
- Drop shank allows for 6 incremental
- Compatible with Dual Cam HP™ Sway Control.
- WDH head includes integrated Friction Sway tab

Suits ball weights 275kg-365kg

*\*Available in Classic Series and Standard*

## 600lb : MEDIUM DUTY



Standard model pictured

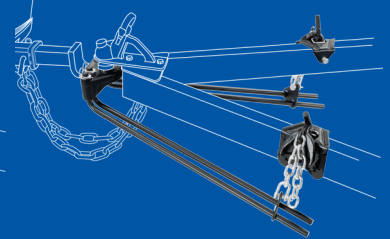
*Australia's most popular towing safety system*

- Hex Cam adjustment washer allows for up-to 6 head angle adjustments
- Drop shank allows for 6 incremental
- Compatible with Dual Cam HP™ Sway Control.
- WDH head includes integrated Friction Sway tab

Suits ball weights 135kg-275kg

*\*Available in Classic Series and Standard*

## 285lb : INTERMEDIATE

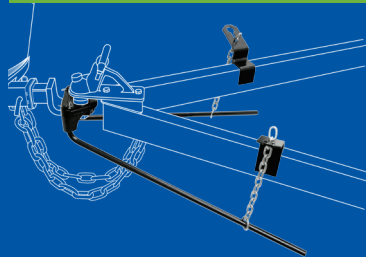


*The ideal solution for intermediate tow ball weights*

- Utilises a four bar (4 x 19mm) system.
- Snap up brackets make raising and lowering the chain effortless.

Suits ball weights 80kg - 135kg

## 180lb : MINI



*The towing solution for lighter ball weights*

- Easily setup and removed
- Compatible with any Hayman Reese towbar

Suits ball weights 0-80kg

### Classic Series

Available in 600lb Medium Duty and 800lb Heavy Duty Weight Distribution Kits



Features

- Tried and tested fabricated Weight Distribution Head
- Trunnion Style Spring Bars with Integrated Cams
- Available in 28" and 30" options

CLASSIC SERIES  
Traditional Welded Head

### Standard

Available in 600lb Medium Duty and 800lb Heavy Duty Weight Distribution Kits



Features

- Durable and light Cast head
- Round Style Spring Bars with Integrated Cams - Ideal for caravans with 6" deep A-frames



[www.haymanreese.com.au](http://www.haymanreese.com.au)  
[info@haymanreese.com.au](mailto:info@haymanreese.com.au)  
1800 812 017