

Fiammastore awnings

The right awning for any vehicle!

Fiammastore awnings are available in different finishes and colours to match the design of any RV.

Top quality materials and production processes with state of the art technologies, are a guarantee of reliability and durability.

Case box colours:



Polar White






Titanium



Deep Black

Wall installation 
F45s
F70
F45L
F45eagle
F40van
F35 Pro
Compass
Roof installation 
F65s
F65L
F65eagle
F35 Pro, installation on Roof Bars
Rail installation
Caravanstore
F35 Pro

Vehicle				
				
Motorhome	Caravan	Van Conversion	Campervan	4 x 4s
•	•	•	•	
•	•	•		
•		•		
•				
			•	
	•		•	•
			•	•
Motorhome	Caravan	Van Conversion	Campervan	4 x 4s
•	•	•		
•	•	•		
•		•		
	•		•	•
Motorhome	Caravan	Van Conversion	Campervan	4 x 4s
	•			
	•		•	•


Fiammastore awnings

Canopy colours:



Exclusive Italian anti-scratch design canopies printed the full length in 8 vibrant colours, without seams and high resistance to UV rays

The Fiamma canopy fabric guarantees higher resistance to UV rays. It does not fade in the sun and the absence of seams allows high resistance to water and tearing. It is flame-retardant, can be rewound when damp, is UV-resistant, rot-proof and waterproof.



Royal Grey

Royal Blue

Deluxe Grey

Blue Ocean







Sahara

Evergreen

Bordeaux

Pearl Grey

Characteristics

					
Length	Extension	Case box colour	Motor	Opening and closing	Support Legs
from 190 to 450cm	from 100 to 250cm	Polar White - Titanium Deep Black	optional	by handle	equipped with support legs
from 400 to 450cm	250cm	Polar White - Titanium	-	by handle	equipped with support legs
from 450 to 550cm	250cm	Polar White - Titanium	optional	by handle	equipped with support legs
from 350 to 450cm	250cm	Polar White	Standard - 12 Vcc	electric (winch automated)	equipped with self-supporting arms
270cm	225cm	Deep Black	-	by handle	equipped with support legs
from 180 to 300cm	from 180 to 225cm	Titanium - Deep Black	-	manual	equipped with support legs
from 220 to 260cm	from 145 to 176cm		-	manual	equipped with support legs

Length	Extension	Case box colour	Motor	Opening and closing	Support Legs
from 290 to 400cm	from 200 to 250cm	Polar White - Titanium Deep Black	optional	by handle	equipped with support legs
from 400 to 490cm	250 cm	Polar White - Titanium	optional	by handle	equipped with support legs
from 319 to 400cm	250 cm	Polar White - Titanium	Standard - 12 Vcc	electric (winch automated)	equipped with self-supporting arms
from 180 to 300cm	from 180 to 225cm	Titanium - Deep Black	-	manual	equipped with support legs

Length	Extension	Case box colour	Motor	Opening and closing	Support Legs
from 190 to 440cm	from 180 to 225cm	grey	-	manual	equipped with support legs
from 180 to 300cm	from 180 to 225 cm	Titanium - Deep Black	-	manual	equipped with support legs




The innovative and compact awning of Italian design

The easy-to-use and simple to install awning which joins today's best technologies, service and quality! Constantly renewed, the F45s awning is compact and functional, making it the best choice for your holidays! When not in use, the F45s takes up little space while snugly enclosed in its aluminium case. It is sturdy and safe to operate, with an easy-to-hook winch loop.

FIAMMA F45s




Canopy always tight thanks to the roller support



Reinforced leg knuckle



Drip moulding



Arms preset for LED

Choosing guide

Operation

Winch opening and closing. Operation by handle. Electric motor optional (see p. 69).


Position

Designed for wall installation. Delivered with standard installation brackets. For special adapters see pages 78-84.

Awning enclosure

The following enclosures are available as an optional extra:

- Privacy Ultra Light (pages 50-51)
- Privacy Room (pages 44-47)
- Privacy Room Light (pages 48-49)
- Blocker & Side (pages 62-65)



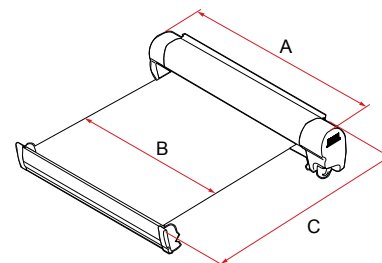
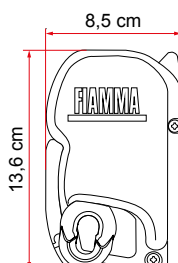
ADVANTAGES & FEATURES



WALL INSTALLATION

- **Wide Choice:** three finishes of case box and eight fabric colours to choose from, lengths from 190 to 450cm.
- **Accessories:** a wide range of accessories are available to further increase the comfort (pages 68-77)
- **Installation Brackets:** standard adapters (provided with the awning) and more than 90 personalized brackets enable the mounting on special profiles
- **LED:** many models and LED solutions to illuminate evenings under the awning (pages 150-153)
- **Double Guide:** double guide on the lead bar allowing the installation of two front panels
- **Perfect Closing:** fast and silent opening and closing thanks to the Auto-Lock safety system and perfect closing thanks to Dual Security device
- **Presto Fix:** adjusting system that enables you to gauge the closing of the lead bar to guarantee a perfect closing over time
- **One Way Roll:** rolling the fabric only in the correct direction, thanks to Fiamma's patented system
- **Dual Shock Absorber:** patented shock absorbing bracket with dual bolt system to protect the awning and the vehicle during bad weather
- **Extra Strong Arms:** strong reinforced articulated arms with double steel cable that allows you to maintain an optimal fabric tension
- **Secure Lock:** the legs can be fixed to the ground or to the wall and the height of the lead bar can be adjusted with a telescopic safe and practical system

Models and dimensions



Description	Item No.	Fabric colours	Awning length A	Canopy length B	Extension C	Shade surface	Weight
F45s 190 Polar White*	06280M01(X)	R-T	185 cm	169 cm	100 cm	1,7 m ²	11,5 kg
F45s 230 Polar White	06280P01(X)	R-T	231 cm	214 cm	150 cm	3,2 m ²	16,5 kg
F45s 260 Polar White	06280H01(X)	R-Q-T-N-S-E-D	263 cm	247 cm	200 cm	4,9 m ²	19,5 kg
F45s 300 Polar White	06280A01(X)	R-Q-T-N-S-E-D-P	308 cm	292 cm	250 cm	7,3 m ²	23 kg
F45s 350 Polar White	06280B01(X)	R-Q-T-N-S-E-D	348 cm	331 cm	250 cm	8,3 m ²	25 kg
F45s 400 Polar White**	06280C01(X)	R-Q-T-N-S-E-D	398 cm	381 cm	250 cm	9,5 m ²	27 kg
F45s 450 Polar White**	06280G01(X)	R-Q-T-N-S-E-D	448 cm	431 cm	250 cm	10,8 m ²	29,5 kg
F45s 260 Titanium	06290H01(X)	R-Q-T-N	263 cm	247 cm	200 cm	4,9 m ²	19,5 kg
F45s 300 Titanium	06290A01(X)	R-Q-T-N	308 cm	292 cm	250 cm	7,3 m ²	23 kg
F45s 350 Titanium	06290B01(X)	R-Q-T-N	348 cm	331 cm	250 cm	8,3 m ²	25 kg
F45s 400 Titanium**	06290C01(X)	R-Q-T-N	398 cm	381 cm	250 cm	9,5 m ²	27 kg
F45s 450 Titanium**	06290G01(X)	R-Q-T-N	448 cm	431 cm	250 cm	10,8 m ²	29,5 kg
F45s 260 Deep Black	06759H01(X)	R-T	263 cm	247 cm	200 cm	4,9 m ²	19,5 kg
F45s 300 Deep Black	06759A01(X)	R-T	308 cm	292 cm	250 cm	7,3 m ²	23 kg
F45s 350 Deep Black	06759B01(X)	R-T	348 cm	331 cm	250 cm	8,3 m ²	25 kg
F45s 400 Deep Black**	06759C01(X)	R-T	398 cm	381 cm	250 cm	9,5 m ²	27 kg

* Awning for the main door, comes without vertical support legs. ** 1 Tension Rafter made of anodized aluminium included. Specify the fabric colour you want when ordering by replacing (X) with: R=Royal Grey, Q=Royal Blue, T=Deluxe Grey, N=Blue Ocean, S=Sahara, E=Evergreen, D=Bordeaux, P=Pearl Grey
 Left version with winch installed on the left side, case in Polar White and canopy in Royal Grey or Deluxe Grey available on request.
 For the installation of the F45s 260 on Class V and Class V Marco Polo, pls. purchase the original Kit brackets Kit by Mercedes