

DCG12-31 12 Volt 30.0 AH @ 20-hr. rate
27.0 AH @ 10-hr. rate

Rechargeable Sealed Lead Acid Battery
Power-Gel Series™



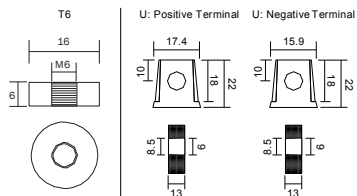
Features

- Thixotropic gel electrolyte for enhanced performance
- Valve regulated, spill proof construction allows safe operation in any position
- Superior capabilities
- Power/volume ratio yielding unrivaled energy density
- Rugged ABS plastic (UL94-HB) case and cover
- Approved for transport by air. D.O.T., I.A.T.A., F.A.A. and C.A.B. certified
- U.L. recognized - MH 20845
- CE compliant

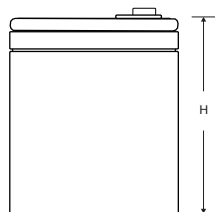

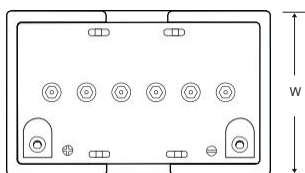
Terminals

(mm)

- T6: Threaded insert w. 6 mm Stud fastener
- U: Universal terminals: Heavy-duty posts with 'nut & bolt' fasteners



Physical Dimensions: in(mm)



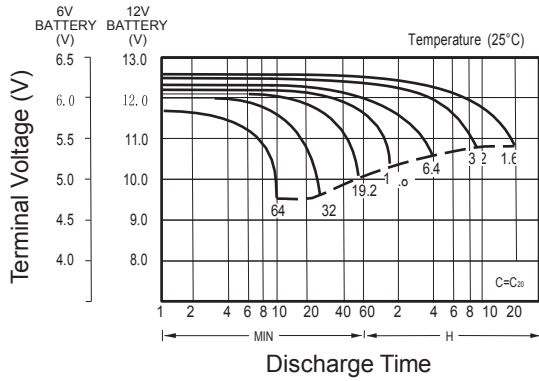
L: 7.68 (195) W: 5.24 (130) H: 6.46 (164) HT: 7.09 (178)

Tolerances are +/- 0.08 in. (+/- 2mm) for all dimensions.
 All data subject to change without notice.

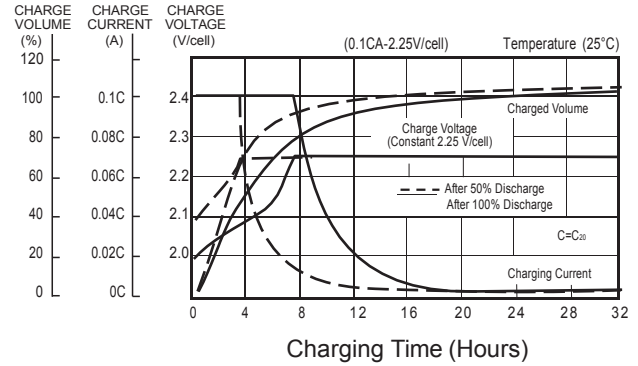
Performance Specifications

Nominal Voltage.....	12 volts (6 cells)
Nominal Capacity	
20-hr. (1.6A to 10.8 volts).....	30.0 AH
10-hr. (2.95A to 10.5 volts)	27.0 AH
5-hr. (5.30A to 10.5 volts)	24.0 AH
3-hr. (8.00A to 10.5 volts)	20.1 AH
1-hr. (18.0A to 9.0 volts).....	17.1 AH
Approximate Weight	23.6 lbs. (10.7 kg)
Energy Density (20-hr. rate)	1.48 W-h/in ³ (90.14 W-h/l)
Specific Energy (20-hr. rate).....	15.36 W-h/lb (33.86 W-h/kg)
Internal Resistance (approx.)	14.6 milliohms
Shelf Life (% of nominal capacity at 68°F (20°C))	
1 Month	97%
3 Months.....	91%
6 Months	83%
Operating Temperature Range	
Charge.....	-4°F (-20°C) to 122°F (50°C)
Discharge.....	-40°F (-40°C) to 140°F (60°C)
Case	ABS Plastic (UL94 HB)
Recommended Power-Sonic Chargers.....	N/A

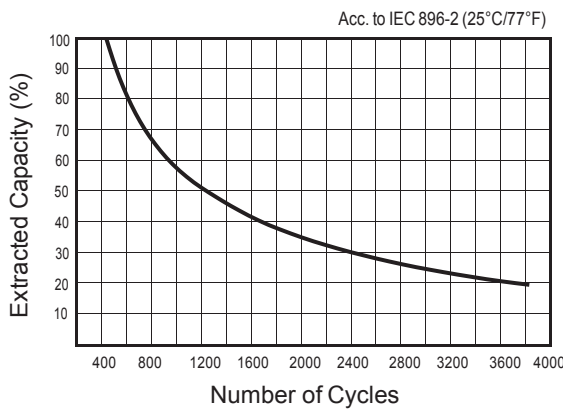
Discharge Characteristics



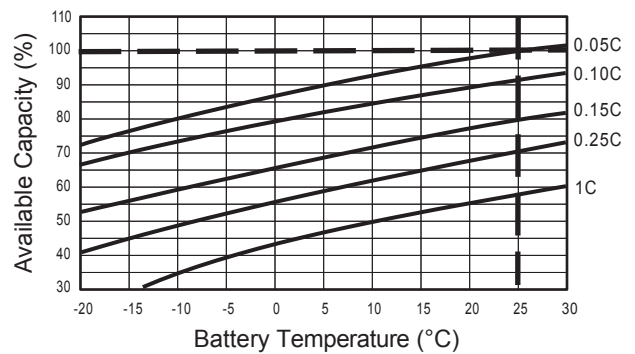
Float Charging Characteristics



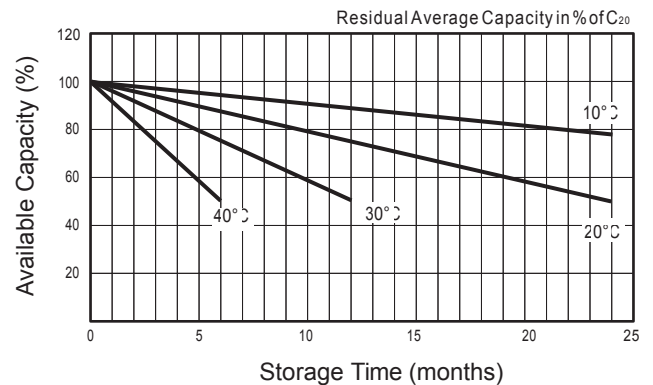
Cycle Life in Relation to Depth of Discharge



Temperature Effects in Relation to Battery Capacity



General Relation of Capacity vs. Storage Time



Charging

Cycle Applications: Limit initial current to less than 7.5A. Charge until battery voltage (under charge) reaches 14.40 to 15.00 volts at 77°F (25°C).

“Float” or “Stand-By” Service: Hold battery across constant voltage source of 13.50 to 13.80 volts continuously. When held at this voltage, the battery will seek its own current level and maintain itself in a fully charged condition.

Note: Due to the self-discharge characteristics, it is imperative that they be charged within 6 months of storage, otherwise permanent loss of capacity might occur as a result of sulfation.

Chargers

Power-Sonic offers a wide range of chargers suitable for batteries up to 100AH. Please refer to the Charger Selection Guide in our specification sheets for “C-Series Switch Mode Chargers” and “Transformer Type A and F Series”. Please contact our Technical department for advice if you have difficulty in locating suitable models.

Further Information

Please refer to our website www.power-sonic.com for a complete range of useful downloads, such as product catalogs, material safety data sheets (MSDS), ISO certification, etc...

Contact Information



DOMESTIC SALES
Tel: (07) 3386 1102
Fax: (07) 3102 9913
sales@spb.net.au

www.sealedperformance.com.au
1 Ant Road, Yatala
Brisbane QLD 4207

