

DCG12-70 12 Volt 70.0 AH @ 20-hr. rate
65.1 AH @ 10-hr. rate

Rechargeable Sealed Lead Acid Battery
Power-Gel Series™



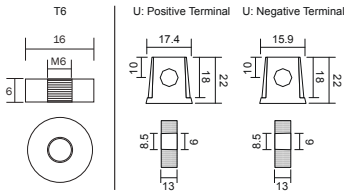
Features

- Thixotropic gel electrolyte for enhanced performance
- Valve regulated, spill proof construction allows safe operation in any position
- Superior capabilities
- Power/volume ratio yielding unrivaled energy density
- Rugged ABS plastic (UL94-HB) case and cover
- Approved for transport by air. D.O.T., I.A.T.A., F.A.A. and C.A.B. certified
- U.L. recognized - MH 20845
- CE compliant

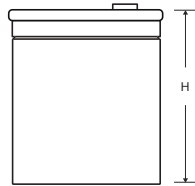
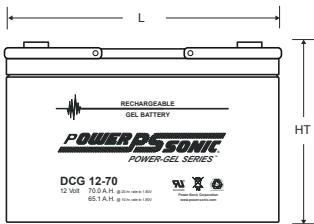
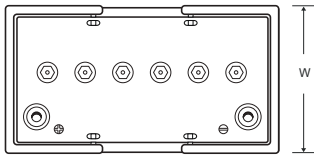
Terminals

(mm)

- T6: Threaded insert w. 6 mm stud fastener
- U: Universal terminals: Heavy-duty posts with 'nut & bolt' fasteners



Physical Dimensions: in(mm)



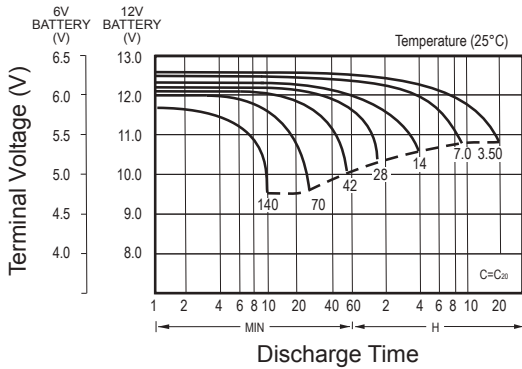
L: 10.20 (259) W: 6.61 (168) H: 8.19 (208) HT: 8.43 (214)

Tolerances are +/- 0.08 in. (+/- 2mm) for height dimensions.
 All data subject to change without notice.

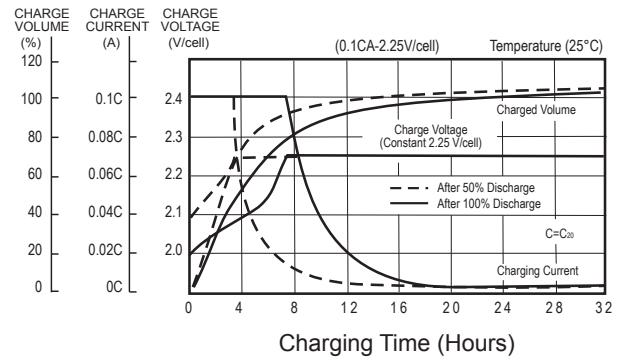
Performance Specifications

Nominal Voltage.....	12 volts (6 cells)
Nominal Capacity	
20-hr. (3.50A to 10.8 volts)	70.0 AH
10-hr. (6.51A to 10.5 volts)	65.1 AH
5-hr. (11.2A to 10.5 volts)	56.0 AH
3-hr. (16.2A to 10.5 volts)	48.6 AH
1-hr. (38.5A to 10.0 volts)	38.5 AH
Approximate Weight	50.71 lbs. (23.0 kg)
Energy Density (20-hr. rate)	1.52 W-h/in ³ (92.83 W-h/l)
Specific Energy (20-hr. rate)	16.93 W-h/lb (37.33 W-h/kg)
Internal Resistance (approx.)	7.9 milliohms
Shelf Life (% of nominal capacity at 68° F (20° C))	
1 Month	97%
3 Months.....	91%
6 Months	83%
Operating Temperature Range	
Charge ..	-4° F (-20° C) to 122° F (50° C)
Discharge	-40° F (-40° C) to 140° F (60° C)
Case	ABS Plastic (UL94 HB)
Recommended Power-Sonic Chargers	n/a

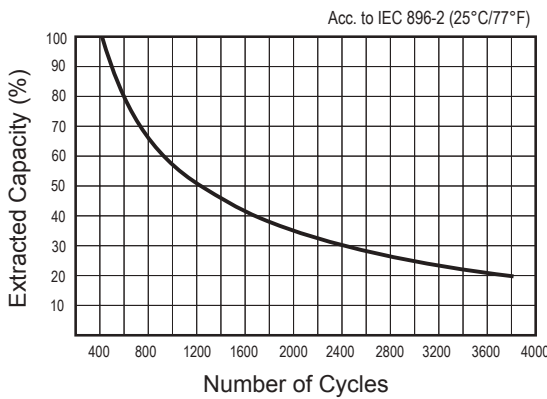
Discharge Characteristics



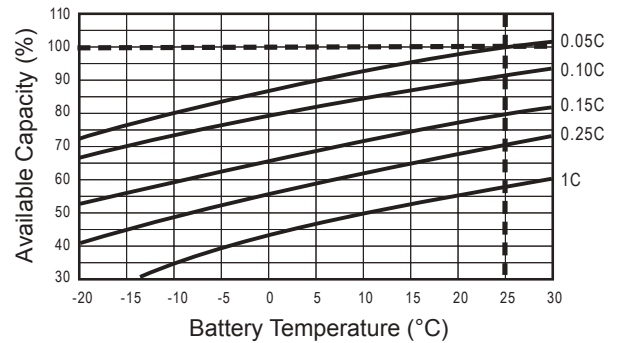
Float Charging Characteristics



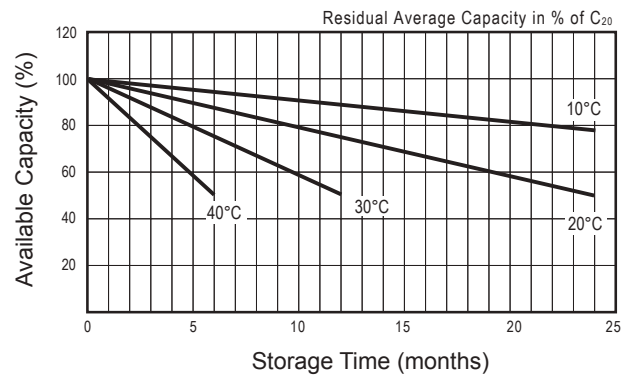
Cycle Life in Relation to Depth of Discharge



Temperature Effects in Relation to Battery Capacity



General Relation of Capacity vs. Storage Time



Charging

Cycle Applications: Limit initial current to less than 17.5A. Charge until battery voltage (under charge) reaches 14.40 to 15.00 volts at 77°F (25°C).

“Float” or “Stand-By” Service: Hold battery across constant voltage source of 13.50 to 13.80 volts continuously. When held at this voltage, the battery will seek its own current level and maintain itself in a fully charged condition.

Note: Due to the self-discharge characteristics, it is imperative that they be charged within 6 months of storage, otherwise permanent loss of capacity might occur as a result of sulfation.

Chargers

Power-Sonic offers a wide range of chargers suitable for batteries up to 100AH. Please refer to the Charger Selection Guide in our specification sheets for “C-Series Switch Mode Chargers” and “Transformer Type A and F Series”. Please contact our Technical department for advice if you have difficulty in locating suitable models.

Further Information

Please refer to our website www.power-sonic.com for a complete range of useful downloads, such as product catalogs, material safety data sheets (MSDS), ISO certification, etc..

Contact Information

www.power-sonic.com

DOMESTIC SALES

Tel: +1-619-661-2020
 Fax: +1-619-661-3650
national_sales@power-sonic.com

CUSTOMER SERVICE

Tel: +1-619-661-2030
 Fax: +1-619-661-3648
customer_service@power-sonic.com

TECHNICAL SUPPORT

Tel: +1-619-661-2020
 Fax: +1-619-661-3648
support@power-sonic.com

INTERNATIONAL SALES

Tel: +1-650-364-5001
 Fax: +1-650-366-3662
international_sales@power-sonic.com

CORPORATE OFFICE • 7550 Panasonic Way • San Diego, CA 92154 • USA • Tel: +1-619-661-2020 • Fax: +1-619-661-3650