

SNL24V12 SPECIFICATION SHEET



About Invicta Lithium

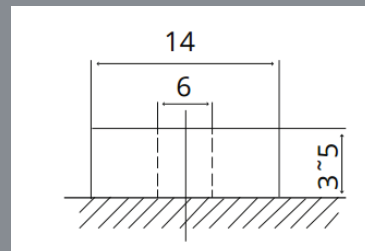
The Invicta Lithium 12V range has been specifically designed for replacement of similar size Lead acid batteries. The family is comprised of the popular sizes found in the lead acid range but with the added benefits of Lithium Iron Phosphate (LiFePO₄) technology and is ideally suited to deep cycle longer run time applications.

Features & Benefits

- Large number of cycles >2000 (100% DoD)**
 Up to 8 times cycle life of SLA lowering your total cost of ownership
- Safe and stable chemistry & Integrated BMS**
 The use of LiFePO₄ along with the integrated BMS ensures protection against over charge / discharge, temperature and short circuit providing the highest degree of safety
- Greater capacity utilisation - 60% more than SLA**
 Gives longer runtime than equivalent SLA
- High energy density (less than half of the weight of SLA)**
 Lowering total weight of application
- Fast recharge**
 Battery is charged and ready to be used sooner
- Flat Discharge Curve**
 Longer run time & more efficient use of capacity
- Extremely low self-discharge rate**
 Can sit unused for longer periods of time
- UL1642 at cell level**

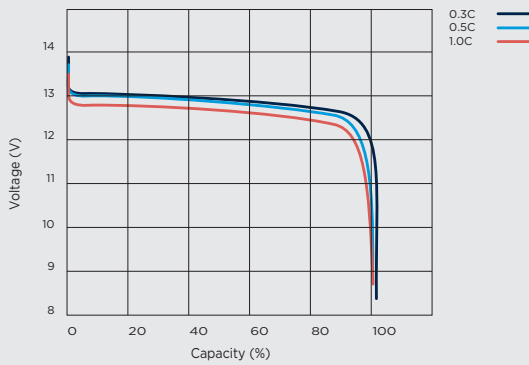
Nominal Voltage	25.6.8v
Nominal Capacity (25°C, 0.33C)	12Ah
Terminal	M6
Length (mm)	166 ± 2mm
Width (mm)	176 ± 2mm
Height (mm)	125 ± 2mm
Weight	3.40kg
Max Charge Voltage	29.2 ± 0.1V
Standby	27.8 ± 0.1V
Cut off Voltage	20V
Max. Discharge Current	10A
Max. Pulse Discharge Current (3 Sec)	60A
Max. Charge Current	10A
Recommended Current Charge	≤ 6A
Cycle Life (100% DoD)	≥ 2000
Operating Temp - Charge	0 - 50°C
Operating Temp - Discharge	-20 - 55°C
Short Circuit Release	Load Release
Max. Series / Parallel Configuration	4P

Terminal M6 Insert

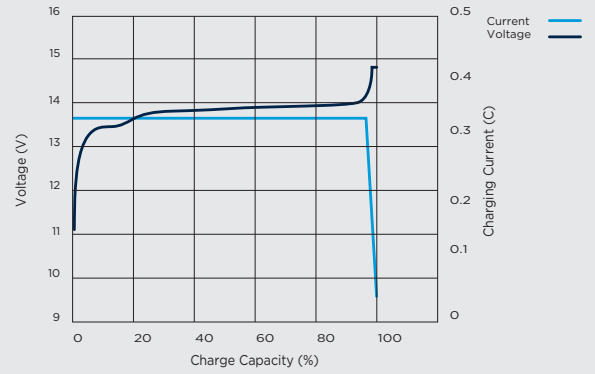


SNL24V12 SPECIFICATION SHEET

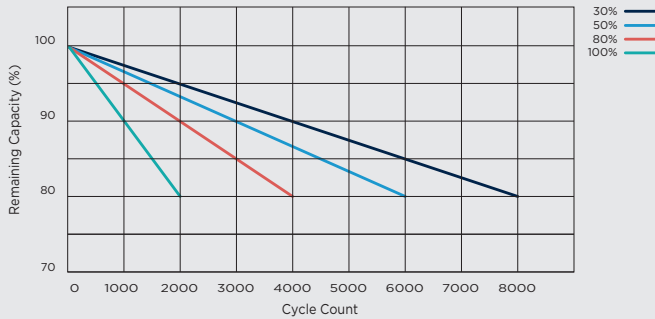
Discharge Curve at Different C Rates



Charging Characteristic (25°C @ 0.33C)



Cycle Life at Different DoD



Discharge Curve at Different Ambient Temperature (0.33C)

