











- 1**  **ADD OIL: 0.6 Litre SAE 10W-30**  
 Place unit on a flat surface. Open the front access panel and remove dipstick. With the funnel supplied add **0.6 Litre SAE 10W-30 oil**. Replace dipstick and tighten.
- 2**  **ADD FUEL:**  
 Fill the fuel tank with clean unleaded petrol. Note that the fuel tank capacity is 10 Litres. **10L**
- 3**  **Battery connection**  
 Remove the battery cover and connect the battery cable
- 4**  **STARTING THE GENERATOR:**  
 1) Ensure that the generator is placed in a well ventilated area.  
 2) Ensure that there are no electrical appliances plugged into the generator.
- 5**  Turn the LOW IDLE Switch to the "OFF" position.
-  Turn the FUEL Switch to the "ON" position.
-  Pull the CHOKE LEVER out to the "START" position.



- 6**  Turn the START Switch to the "START" position.
-  When the engine starts push the choke lever in to the "RUN" position.
- 

**CAUTION:**  
 1) BE CAREFUL TO NOT OVERLOAD the generator.  
 2) DO NOT PLUG THE GENERATOR DIRECTLY INTO A WALL SOCKET.

### SHUTTING OFF THE GENERATOR

-  Turn the START Switch to the "STOP" position.
-  Turn the FUEL Switch to the "OFF" position.
- 6**  Turn the START Switch to the "STOP" position.
- 5**  Turn the FUEL Switch to the "OFF" position.

### REVIEW AND UNDERSTAND YOUR OWNERS MANUAL AND ALL WARNINGS BEFORE RUNNING YOUR GENERATOR

**⚠ DANGER**  
 Using a generator indoors CAN KILL YOU IN MINUTES. Generator exhaust contains carbon monoxide. This is a poison you cannot see or smell.



**NEVER** use inside a home or garage, **EVEN IF** door and windows are open.

Only use **OUTSIDE** and far away from windows, doors, and vents.

**⚠ WARNING**

- Never fill tank or use indoors. Do NOT overfill fuel tank and always allow for fuel expansion. Never fill tank while engine is running or hot. Allow unit to cool for 2 minutes prior to refueling. Keep generator and stored fuel away from fire, sparks and cigarettes.
- Generator produces powerful voltage that can cause death or great physical harm. Never connect to a building's electrical system unless a transfer switch has been installed by a certified electrician. Generators pose risk of shock especially if operated in damp or wet conditions.
- Only operate generator outdoors as the engine gives off carbon monoxide, an odorless and colorless gas. Inhaling carbon monoxide will cause nausea, fainting or possible death.
- ANYONE using or servicing generator must read and follow all safety and operation instructions provided in product manual. Failure to follow instructions may result in circumstances leading to death, injury and property damage.

**⚠ STOP**

**CAUTION!** Your generator has been shipped without engine oil. **DO NOT** add fuel or start the engine before adding oil.  
 See owner's manual for instructions.

**CRANKCASE CAPACITY:**  
 0.6 Liter of SAE 10W-30 oil