

**PDC-122500 12 Volt 268.0 AH @ 20-hr. rate**  
**250.0 AH @ 10-hr. rate**

**Rechargeable Sealed Lead Acid Battery**  
**PDC SERIES AGM DEEP CYCLE**



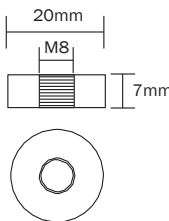
## Features

- Absorbent Glass Mat (AGM) technology for superior performance
- Valve regulated, spill proof construction allows safe operation in any position
- Oversize negative plates and a specialized paste formulation provide true deep cycle performance.
- Special additives in the paste ensure superior performance in deep discharge situations.
- Power/volume ratio yielding unrivaled energy density
- Rugged impact resistant ABS case and cover (UL94-HB)
- Approved for transport by air. D.O.T., I.A.T.A., F.A.A. and C.A.B. certified
- U.L. recognized under file number MH 20845

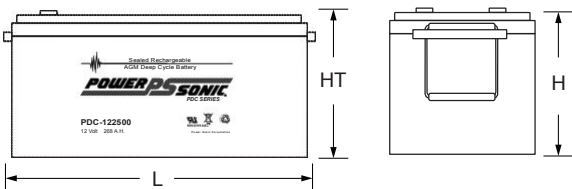

## Terminals

(mm)

- T11: Threaded insert w. 8 mm stud fastener



## Physical Dimensions: in (mm)



**L: 20.55 (522) W: 10.55 (268) H: 8.66 (220) HT: 8.90 (226)**

Tolerances are +/- 0.04 in. (+/- 1mm) and +/- 0.08 in. (+/- 2mm) for height dimensions. All data subject to change without notice.

## Performance Specifications

**Nominal Voltage** ..... 12 volts (6 cells)

### Nominal Capacity

20-hr. (13.4A to 10.50 volts) .....	268.0 AH
10-hr. (25.0A to 10.50 volts) .....	250.0 AH
8-hr. (30.6A to 10.50 volts) .....	244.8 AH
5-hr. (66.3A to 10.20 volts) .....	219.5 AH
1-hr. (161.5A to 9.00 volts) .....	161.5 AH

**Approximate Weight** ..... 160.9 lbs. (73.0 kg)

**Energy Density (20-hr. rate)** ..... 1.71 W-h/in<sup>3</sup> (104.53 W-h/l)

**Specific Energy (20-hr. rate)** ..... 19.99 W-h/lb (44.07 W-h/kg)

**Internal Resistance (approx.)** ..... 2.5 milliohms

**Max Discharge Current (7 Min.)** ..... 804 amperes

**Max Short-Duration Discharge Current (10 Sec.)**..... 2680 amperes

**Shelf Life** (% of nominal capacity at 68° F (20° C))

1 Month .....	97%
3 Months.....	91%
6 Months .....	83%

### Operating Temperature Range

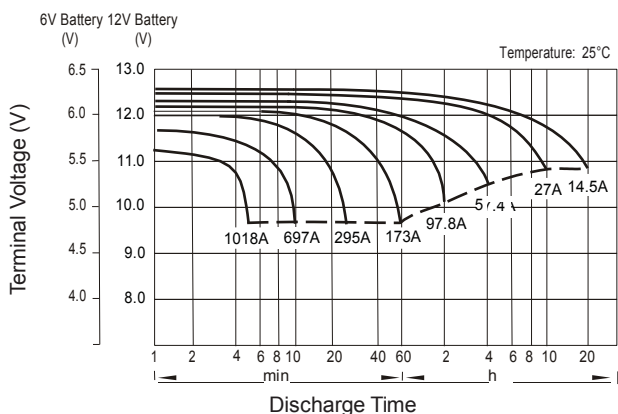
Charge.. ..... -4° F (-20° C) to 122° F (50° C)

Discharge..... -40° F (-40° C) to 140° F (60° C)

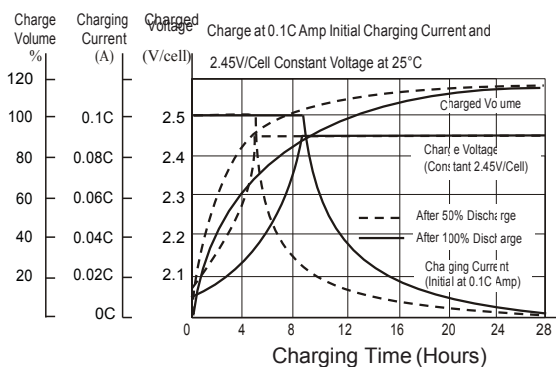
**Case** ..... ABS Plastic

**Power-Sonic Chargers** ..... PSC-1210000A-C

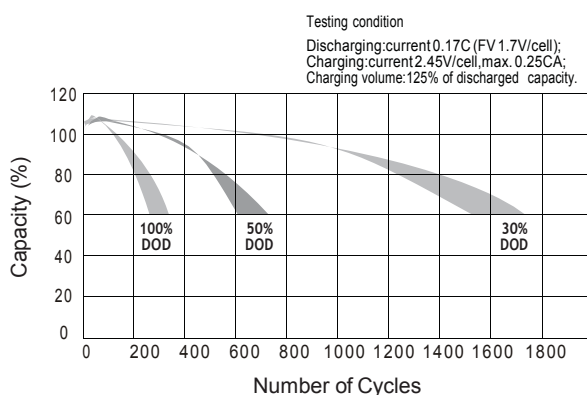
**Discharge Characteristics**



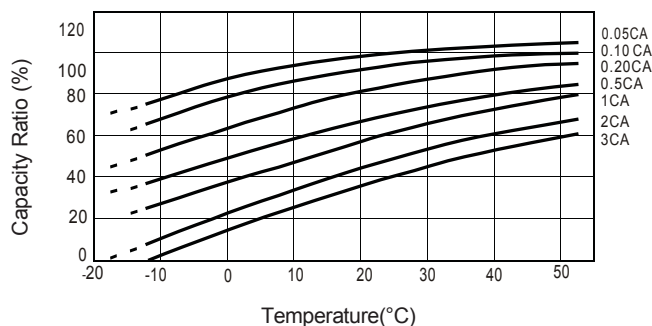
**Charging Characteristics (Cycle Use)**



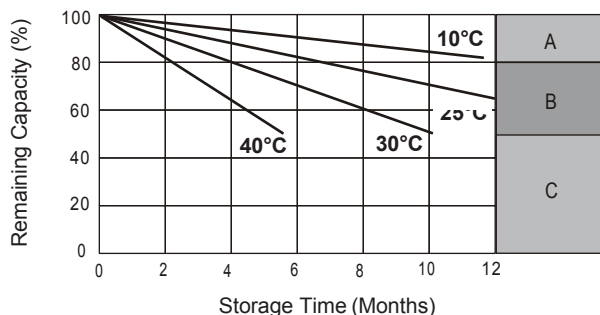
**Cycle Life in Relation to Depth of Discharge**



**Temperature Effects in Relation to Battery Capacity**



**Self Discharge Characteristics**



- A** No supplementary charge required (Carry out supplementary charge before use if 100% capacity is required.)
- B** Supplementary charge required before use. Optional charging way as below:  
 1. Charged for above 3 days at limited current 0.25CA and constant voltage 2.25V/cell.  
 2. Charged for above 20 hours at limited current 0.25CA and constant voltage 2.45V/cell.  
 3. Charged for 8~10 hours at limited current 0.05CA.
- C** Supplementary charge may often fail to recover the capacity. The battery should never be left standing till this is reached

**Further Information**

Please refer to our website [www.power-sonic.com](http://www.power-sonic.com) for a complete range of useful downloads, such as product catalogs, material safety data sheets (MSDS), ISO certification, etc..

**Charging**

**Cycle Applications:** Limit initial current to 80.4A. Charge until battery voltage (under charge) reaches 14.4 to 14.7 volts at 68°F (20°C). Hold at 14.4 to 14.7 volts until current drops to under 2.68A. Battery is fully charged under these conditions, and charger should be disconnected or switched to “float” voltage.

**“Float” or “Stand-By” Service:** Hold battery across constant voltage source of 13.5 to 13.8 volts continuously. When held at this voltage, the battery will seek its own current level and maintain itself in a fully charged condition.

**Note:** Due to the self-discharge characteristics of this type of battery, it is imperative that they be charged within 6 months of storage, otherwise permanent loss of capacity might occur as a result of sulfation.

**Chargers**

Power-Sonic offers a wide range of chargers suitable for batteries up to 100AH. Please refer to the Charger Selection Guide in our specification sheets for “C-Series Switch Mode Chargers” and “Transformer Type A and F Series”. Please contact our Technical department for advice if you have difficulty in locating suitable models.

**Contact Information**



**DOMESTIC SALES**  
 Tel: (07) 3386 1102  
 Fax: (07) 3102 9913  
[sales@spb.net.au](mailto:sales@spb.net.au)

[www.sealedperformance.com.au](http://www.sealedperformance.com.au)  
 1 Ant Road, Yatala  
 Brisbane QLD 4207

