

THETFORD

OEM Product Portfolio 2020





With over 300 service locations Australia Wide
THE CHOICE IS EASY

ABOUT THETFORD

We love leisure just as much as our customers and Industry partners.

You can see that in everything we do, in every product we make.

We combine imagination and expertise to create safe, reliable innovations. We go 'green' when it comes to our toilet care products, and solve any product issues with first-rate customer service.

Thetford aims to maintain its position at the forefront of the leisure equipment industry with trustworthy, sustainable, quality products and solutions that are easy to use.

Thetford products are available worldwide through local dealers.

Find your nearest dealer online at
www.thetford.com.au.



CASSETTE TOILETS

The perfect mobile toilet solution.

Comfortable, practical and durable toilets - that is what Thetford stands for. Thetford is the inventor of the world-renowned original portable toilet, the Porta Potti. Since then, we have become the world's leading manufacturer of mobile sanitary systems and toilet care products.

The built-in Cassette Toilet consists of two parts:

- ✔ A permanently installed toilet
- ✔ A removable waste-holding tank.

A clever indicator lets you know when the tank needs to be emptied and you can access and remove the waste-holding tank through a small door on the outside of the vehicle.

Choose from different models.

Advantages

- ✔ Optimal use of space
- ✔ Easy and convenient emptying
- ✔ Highest level of seating comfort on the market
- ✔ Lightweight, high-quality, durable plastic
- ✔ Quiet yet powerful flushing system with full bowl coverage
- ✔ Homelike bowl in size and comfort
- ✔ **Thetford offers a standard 3 year warranty on all products.**



How to use the Thetford Cassette Toilet



PREPARE YOUR CASSETTE TOILET FOR DAILY USE BY FOLLOWING THE BELOW SIMPLE STEPS:

- 1 Open the access door on the outside of your caravan or motor home and remove the waste-holding tank.
- 2 Add the correct dosage of Thetford Toilet Care Product and add 2-3L of water through the rotating empty spout.
- 3 Models that have their own flush-water tank will also need to be filled. Open the service door on the outside of the vehicle, add flush-water fluid (**AQUA RINSE PLUS**) and fill up the tank with water. Your toilet is now ready for use.
- 4 A level indicator lets you know when the waste-holding tank needs to be emptied.
- 5 A unique integrated rotating emptying spout and vent button ensures simple emptying into the nearest authorised waste dump.

Looking for a way to freshen up your current toilet?

The Thetford Toilet Fresh-Up Set is the solution! This set includes:

- ✔ A new waste-holding tank
- ✔ Seat & cover

Available for Thetford Cassette Toilets C2/C3/C4*, C200, C400* and plastic C250/C260. *For left and right models.



Keep your toilet running smoothly: Use Thetford toilet care products!

To reduce the risk of damage, premature wear and problems, and to enjoy maximum comfort we recommend using Thetford Toilet Care products.

Thetford products are available at all leading caravan and motor home dealers, as well as at specialist camping stores. For more information, please visit our website www.thetford.com.au.



ALWAYS THE PERFECT FIT

Please find out which toilet matches your requirements

C223-CS - Electric swivel Cassette Toilet

Dimensions (h x w x d)	Seating height	Colour	Bowl material	Net weight	Flushing system	Capacity of flush-water tank	Removable waste tank mechanism
534 x 394 x 580 mm	492 mm	White	Plastic	7.2 Kg	Electric	-	No

18 L waste-holding tank capacity
Waste-holding tank on wheels



C263-CS - Ceramic bowl swivel Cassette Toilet

Dimensions (h x w x d)	Seating height	Colour	Bowl material	Net weight	Flushing system	Capacity of flush-water tank	Removable waste tank mechanism
750 x 417 x 600 mm	479 mm	White	Ceramic	17.5 Kg	Electric	-	Yes

17.5 L waste-holding tank capacity
Waste-holding tank on wheels



C402-C - Left hand / right hand Cassette Toilet

Dimensions (h x w x d)	Seating height	Colour	Bowl material	Net weight	Flushing system	Capacity of flush-water tank	Removable waste tank mechanism
512 x 670 x 400 mm	473 mm	White	Plastic	8.1 Kg	Electric	15 L	Yes

19.3 L waste-holding tank capacity
Waste-holding tank on wheels



LOOKING FOR A TOILET FOR YOUR CAMPER TRAILER, TENT OR 4X4?
See our Porta Potti brochure for our extensive portable toilet portfolio.



SERVICE DOORS

The perfect way to create extra and easy access to certain areas in your caravan or motorhome. All doors are produced using high-grade, lightweight plastics, making them extremely durable.

Service doors

ADVANTAGES

- ✔ Watertight and UV resistant
- ✔ Double seal ensures optimum insulation
- ✔ For horizontal or vertical installation
- ✔ Special push-button locks allow the doors to be closed securely, so they can't spring open unexpectedly
- ✔ Easy self-installation



PRODUCT DETAILS	Door 3	Door 4	Door 5	Door 6	Door 7
Application	Standard door for the Cassette Toilet and compact general door	Door for gas cylinders generators and barbecue	General luggage door	Wider door for large pieces of general luggage	Wider door for large pieces of general luggage
Main dimensions (h x w)	385 x 335 mm	700 x 395 mm	785 x 340 mm	1038 x 465 mm	1108 x 346 mm
Door/opening dimensions (h x w)	330 x 280 mm	630 x 330 mm	730 x 280 mm	980 x 400 mm	1051 x 282 mm
Cut-out dimensions (h x w)	349 x 296 mm	648 x 348 mm	749 x 297 mm	997 x 419 mm	1069 x 299
Possible wall thickness	23 - 39 mm	23 - 39 mm	23 - 39 mm	23 - 39 mm	23 - 39 mm
Lock holders / buttons	1 lock holder 1 push button	2 locks	2 locks	1 lock 2 push-buttons	1 lock 2 push-buttons
Rain diverter	Yes (1 side)	Yes (3 sides)	Yes	Yes	Yes
Net. weight	1.0 Kg	1.4 Kg	1.5 Kg	2.5 Kg	2.3 Kg
Colour	White / Black	White / Black	White / Black	White / Black	White / Black

REFRIGERATORS

Thetford refrigerators have been designed to meet the heavy demands of the Australian market.

Our refrigerators are extensively tested to high quality standards, and are AGA-approved. Plus, Thetford refrigerators come with a full three year warranty. Rest assured that a Thetford refrigerator will deliver high performance and reliability.

Advantages

- ✔ Superior Quality
- ✔ First class cooling performance
- ✔ Maximum use of space
- ✔ Australian Standards compliant, AGA approved
- ✔ Outstanding customer service
- ✔ Extensive service network
- ✔ **Thetford offers a standard 3 year warranty on all products.**

The Thetford Refrigerator portfolio consists of two types of refrigerators:

- Compressor refrigerators
- Absorption refrigerators



COMPRESSOR REFRIGERATORS

Compressor refrigerators are well-known because of their high performance. Thetford Compressor fridges are optimised for 12V power only, which means no ULP gas bottles are required.

Our compressor fridges give you the following benefits:

- ✔ Cools down quickly
- ✔ Good performance at high ambient temperatures
- ✔ No vents in the vehicle's outside wall required, since the refrigerator has internal ventilation
- ✔ Night mode reduces noise and power consumption

The compressor refrigerators work on 12 Volt only. To have long off grid functionality it is advised to look at power options with additional batteries and solar panels on your vehicle.



ABSORPTION REFRIGERATORS

Thetford absorption refrigerators are silent, since this system has no moving parts in the cooling unit. Therefore absorption fridges are ideal for smaller spaces like an RV. Absorption refrigerators are 3-way, which means it operates on three different power sources:

- ✔ ULP gas
- ✔ 12 Volt (DC)
- ✔ 240 Volt (AC)

A 3-way absorption refrigerator is ideal when you are off-grid for an extended period of time.



Compressor Refrigerators

IMPRESSIVE PERFORMANCE ON 12V

Thetford's compressor fridges offer very powerful, but efficient cooling on 12V. The unique venting system increases the cooling performance thanks to the separation of hot and cold air.

The ventilation is integrated which means that external vents are not required: no dust getting into your van. From the compact 80 Litre to the large 274 Litre option: Thetford offers you only the best.

The new T1274 is the latest addition to the Thetford compressor portfolio. This large 274 Litre compressor fridge stands out because of its residential styling and size. The top control panel includes venting for improved refrigerator performance and the split thermostat makes it possible to adjust the fresh food and frozen food compartment temperature individually.

All Thetford compressor fridges come with a Day and Night mode, making them a powerful, quiet and energy efficient option for every RV.



PRODUCT DETAILS	T1090	T1152	T1274
Dimensions incl. depth door (h x w x d)	975 x 418 x 485 mm*	1500 x 418 x 578 mm*	1519 x 592 646 mm
Recommended built-in depth	525 mm	570 mm	610 mm
Total volume	80 L	150 L	274 L
Volume fresh food compartment	74 L	133 L	202 L
Volume frozen food compartment	6 L	17 L	72 L
Colour	Black	Black	Black
Usable power source	12V DC	12V DC	12V DC
Display	LED	LED	LED
Door shape	Flat - Framed	Flat - Framed	Flat - Frameless
Door type hinging	Right (reversible)	Right (reversible)	Right (reversible)
Size door panel - 2 mm thickness (h x w)	882 x 394 mm	1396 x 394 mm	N/A
Door panel included	No	No	N/A
Energy Consumption - Day mode	0.2 kWh/24h (16 °C) 0.7 kWh/24h (32 °C)	0.3 kWh/24h (16 °C) 0.7 kWh/24h (32 °C)	0.54 kWh/24h (16 °C) 1.337 kWh/24h (32 °C)
Energy Consumption - Night mode	0.2 kWh/24h (16 °C) 0.5 kWh/24h (32 °C)	0.2 kWh/24h (16 °C) 0.7 kWh/24h (32 °C)	0.461 kWh/24h (16 °C) 1.195 kWh/24h (32 °C)
Net. weight	21 Kg	34 Kg	57 Kg

*Incl. 15mm door handle protruding from door surface


PERFECT FOR AUSSIE CONDITIONS

Thetford absorption fridges have been developed to meet the heavy demands of the Australian market.

Designed specifically for Recreational Vehicles, these European and American built units have the style, reliability and cooling performance that RVers love.


Thetford absorption fridges come with automatic energy source selection, which automatically picks up the best available energy source.

Next to that, all our fridges are equipped with external fans to boost the cooling performance even more.



PRODUCT DETAILS	N3141-A	N4175-A
Dimensions incl. depth door (h x w x d)	1510 x 439 x 561 mm*	1250 x 546 x 628 mm
Enclosure cut-out dimensions (h x w x d)	1504 x 424 x 540 mm	1245 x 532 x 585 mm
Total gross volume	138 L	171 L
Gross volume fresh food compartment	123 L	140 L
Gross volume frozen food compartment	15 L	31 L
Colour	Black	Black
Energy Source Selection	Automatic	Automatic
Usable power source	DC / AC / Gas	DC / AC / Gas
Display	LCD (touch screen)	LCD (touch screen)
Ignition	Electric	Electric
Door shape	Flat - Framed	Curved – Framed
Door type hinging	Right (reversible)	Left or Right
Size door panel - 2 mm thickness (h x w)	950 x 394 mm (cabinet) 453 x 394 mm (drawer)	275 x 469 mm (frozen food) 876 x 469 mm (cabinet)
Door panel included	Yes	Yes
Net. weight	38 Kg	45 Kg
Total fans	3 (2 external fans, 1 internal fan)	3 (2 external fans, 1 internal fan)

**A-models - LCD display
with touch screen**





E-models - LED display



Advantages

- ✔ Work on Gas, 240V and 12V (3-way)
- ✔ Quiet as a whisper
- ✔ With automatic energy source selection
- ✔ Built in the Netherlands and USA
- ✔ Standard 3 year warranty



N314-E	N414-E	N514-E	N614-E
770 x 556 x 582 mm	937 x 625 x 640 mm	1090 x 625 x 640 mm	1454 x 624 x 645 mm
756 x 521 x 543 mm	929 x 602 x 610 mm	1083 x 602 x 610 mm	1415 x 607 x 620 mm
91 L	137 L	169 L	182 L
81 L	116 L	148 L	129 L
10 L	21 L	21 L	53 L
Black	Black	Black	Black
Automatic	Automatic	Automatic	Automatic
DC / AC / Gas	DC / AC / Gas	DC / AC / Gas	DC / AC / Gas
LED	LED	LED	LED
Electric	Electric	Electric	Electric
Flat	Flat	Flat	Flat
Right (reversible)	Right (reversible)	Right (reversible)	Left or Right
659 x 511 mm	787 x 541 mm	939 x 541 mm	369 x 548 mm (frozen food) 803 x 548 mm (cabinet)
No	No	No	No
28 Kg	37 Kg	40 Kg	52 Kg
1 (external fan)	1 (external fan)	1 (external fan)	1 (external fan)



Vents

THETFORD VENTS

For a proper performance, Thetford Absorption refrigerators require vents on the outside of the vehicle. Our vents are available in different colours and sizes to best suit your vehicle.



PRODUCT DETAILS	Top vent	Bottom Vent	Large Vent	N3141 Vent	Roof Vent
Main dimensions(h x w)	186 x 483 mm	186 x 483 mm	281 x 533 mm	257 x 432 mm	Base: 665 x 185 x 50 mm Cap: 840 x 250 x 84 mm
Cut-out dimensions(h x w)	156 x 451 mm	156 x 451 mm	248 x 488 mm	228 x 400 mm	Base: 610 x 130 mm Cap: -
Net. weight	0.5 Kg	0.5 Kg	0.7 Kg	0.6 Kg	1.2 Kg
Colour	White / Black	White / Black	White / Black	White / Black	White
Applicable for	N3, N4, N5 and N6 series	N3, N4 and N5 series	N4175-A (top and bottom) N6 series (bottom)	N3141-A	N6 series and N4175-A

COOKING APPLIANCES

Homelike cooking on the road

Who says you can't enjoy culinary cooking in your camper, caravan or holiday home? With the well-designed cookers, hobs, ovens and sinks from Thetford, you can! Our cooking appliances are designed to be as homelike as possible. We use the highest quality materials and thoroughly test each appliance to ensure its ultimate safety - and your satisfaction.

Advantages

- ✔ High-quality materials and components
- ✔ Contemporary, home-like design
- ✔ Domestic size knobs
- ✔ With automatic shut off on glass lids
- ✔ Easy to clean
- ✔ Optimal use of space
- ✔ Excellent finishing
- ✔ AGA approved
- ✔ **Thetford offers a standard 3 year warranty on all products.**





COOKERS

Designed especially for RV's, Thetford Cookers combine all the best to cook and look beautiful. They come in all different shapes and sizes, to perfectly suit your requirements. Thetford Cookers are reliable, easy to use and offer you high-quality and a three-year warranty.

Laminated Lid

All Thetford Cookers come with a solid black glass lid, which now also has the laminated lid option. This smart innovation makes it possible to easily create a smooth and clean look that perfectly blends in with the rest of your kitchen interior.

Just slide in the matching décor panel or go for the original black glass lid. The updated glass lid still has the automatic shut off on it and needless to say, is approved by the AGA.

Inquire with your caravan manufacturer or dealer regarding the options for your RV.



Lid without décor panel



Lid with décor panel

K1520 - All-in-one combination unit with stove, grill and oven

This all-in-one combination unit with stove, grill and oven offers you all the convenience to make the best meals.

The Thetford K1520 comes in three models:

- Gas Only
- Dual Fuel
- Dual Fuel with Fan Forced Oven, which circulates the heat around to ensure optimal temperature distribution



Dual Fuel Fan Forced Oven


PRODUCT DETAILS	Gas Only	Dual Fuel	Dual Fuel - w / Fan Forced Oven
Overall dimensions (h x w x d)	645 x 515 x 501 mm	645 x 515 x 501 mm	645 x 515 x 501 mm
Enclosure cut-out dimensions (h x w x d)	646 x 496 x 493 mm	646 x 496 x 493 mm	646 x 496 x 493 mm
Total heat input	33.2 MJ/h	8.1 kW	8.1 kW
Gas hotplate burners	1x 3.2 MJ/h 3x 6.2 MJ/h	1x 3.2 MJ/h 2x 6.2 MJ/h	1x 3.2 MJ/h 2x 6.2 MJ/h
Electric hotplate (220 - 240V - 50Hz)	N/A	Ø145mm 1025W / 4.5A	Ø145mm 1025W / 4.5A 1040W / 4.6A [fan]
Grill burner	5.9 MJ/h	5.9 MJ/h	5.9 MJ/h
Oven burner	5.5 MJ/h	5.5 MJ/h	5.5 MJ/h
Ignition	12V	12V	12V
Oven capacity (h x w x d)	34L 250x380x360	34 L 250x380x360	34 L 250x380x360
Grill capacity (h x w x d)	15 L 130x380x304	15 L 130x380x304	15 L 130x380x304
Net. weight	26 Kg	27 Kg	29 Kg
Features	Flame failure device on valves, glass lid with automatic shut off, oven light, oven shelf, multifunctional pan, detachable handle and pan trivet		

K1540 - Stove and grill combination

This compact grill and hob combination offers multi-function versatility in a durable, light-weight and easy-to-clean unit.

The Thetford K1540 comes in two models:

- Gas Only
- Dual Fuel



Dual Fuel


PRODUCT DETAILS	Gas Only	Dual Fuel
Overall dimensions (h x w x d)	310 x 515 x 501 mm	320 x 513 x 500 mm
Enclosure cut-out dimensions (h x w x d)	310 x 496 x 493 mm	310 x 496 x 493 mm
Total heat input	21.5 MJ/h	21.5 MJ/h
Gas hotplate burners	1x 3.2 MJ/h 2x 6.2 MJ/h	1x 3.2 MJ/h 2x 6.2 MJ/h
Electric hotplate (220 - 240V - 50Hz)	N/A	Ø145mm 1025W
Grill burner	5.9 MJ/h	5.9 MJ/h
Ignition	12V	12V
Grill capacity	15 L 130 x 380 x 304	15 L 130 x 380 x 304
Net. weight	15 Kg	16 Kg
Features	Flame failure device on valves, glass lid with automatic shut off, multifunctional pan, detachable handle and pan trivet	

Triplex MK3 - Compact all-in-one combination unit with stove, grill and oven

If space is limited, this oven, grill and hob combination offers you all the quality features to make the best meals.

The Thetford Triplex comes in two models:

- Gas Only
- Dual Fuel



Dual Fuel

PRODUCT DETAILS	Gas Only	Dual Fuel
Overall dimensions (h x w x d)	468 x 456 x 500 mm	468 x 456 x 500 mm
Enclosure cut-out dimensions (h x w x d)	463 x 445 x 493 mm	463 x 445 x 493 mm
Total heat input	8.6 kW	7.1 kW
Gas hotplate burners	2 x 1.5 kW 1 x 2.5 kW	2 x 1.5 kW
Electric hotplate (220 - 240V ~ 50Hz)	-	800 W
Grill burner	1.6 kW	1.6 kW
Oven burner	1.5 kW	1.5 kW
Ignition	12V	12V
Oven/grill capacity	36 L	36 L
Net. weight	21.5 Kg	23.1 Kg
Features	Flame failure device on valves, automatic shut off on glass lid, glass lid, oven shelf, multifunctional pan, detachable handle and pan trivet	

Duplex MK3 – Oven and grill combination

Enhance your kitchen with a Thetford Duplex. The Duplex is a high-quality combined oven and grill, with easy to clean stainless steel interior.



PRODUCT DETAILS	Duplex
Overall dimensions (h x w x d)	445 x 456 x 440 mm
Enclosure cut-out dimensions (h x w x d)	438 x 445 x 490 mm
Total heat input	3.1 kW
Grill burner	1.6 kW
Oven burner	1.5 kW
Ignition	12V
Oven capacity	36 L
Net. weight	13.5 Kg
Features	Flame failure device on valves, oven shelf, multifunctional pan, detachable handle and pan trivet



HOBBS

You can see and experience that each hob has a well-designed layout to achieve the best ease of use for cooking. There is plenty of space for the different sized pans, to reach the domestic-size knobs. The well-selected materials are thoroughly tested and optimised to fulfil the high standards that a Thetford product stands for.



Topline 902 and 922 hob

The new Topline 902 and 922 hobs are sleek, surface-mounting 2 burner hobs. Both come with a ceramic glass top for a clean and modern look. Available with either two gas burners or two induction hot plates, they make a perfect couple when combined next to each other. Induction offers fast cooking, saving time to do other things during your holidays. Gas cooking allows you to cook wherever you are, giving you maximum flexibility.



PRODUCT DETAILS	Topline 902 hob	Topline 922 hob
Overall Dimensions (h x w x d)	53 x 305 x 500 mm	95 x 305 x 500 mm
Worktop cut-out dimensions (w x d)	274 x 482 mm	285 x 485 mm
Total heat input	4.1 kW	3.0 kW
Gas hotplate burners	N/A	2x 1.5 kW
Induction	1 rapid burner (1.8 / 2.3 kW) 1 semi rapid burner (1.4 / 1.8 kW)	N/A
Ignition	N/A	12V
Power	2.3kW (max 10A)	N/A
Net. weight	5.4 Kg	4.8 Kg
Features	240V Electrical supply, pan detection, auto heat up, safety indication if glass is hot, child safety lock	Modern satin chrome knobs, flame failure device on valves

Topline hybrid hob

The Topline Hybrid hob brings you the best of two worlds with the combination of induction and gas cooking. Being part of the Topline cooking range, it is made of the highest quality of Schott Ceran black glass, which is both appealing and easy to clean.



PRODUCT DETAILS	
Overall dimensions (h x w x d)	100 x 500 x 380 mm
Worktop cut-out dimensions (w x d)	480 x 360 mm
Total heat input	3.9 kW
Gas hotplate burners	1 x 1.5 kW 1 x 1 kW
Induction (kW)	1 x 1.4 kW
Ignition	12V
Net. weight	6.5 Kg
Features	Auto heat up, pan detection, safety indication if glass is hot, child safety lock, automatic safety cut-off

Topline 169 hob

The Topline hob is a modern, flush-mounting hob with a glass lid that covers the burners for a clean look. It has an electric 12V DC ignition and detachable pan rests.



PRODUCT DETAILS	
Overall dimensions (h x w x d)	105 x 546 x 482 mm
Worktop cut-out dimensions (w x d)	538.5 x 473 mm
Total heat input	5.5 kW
Gas hotplate burners	2 x 1.5 kW 1 x 2.5 kW
Ignition	12V
Net. weight	10.7 Kg
Features	Flame failure device on valves, black glass lid, flush bench top fitment and automatic shut off on lid

Argent hob

The Argent hob is a stainless steel hob with detachable pan stands that are easy to clean and enamelled burner lids.

Available in a 3 and 4 Burner model.



PRODUCT DETAILS	3 Burner hob	4 Burner hob
Overall dimensions (h x w x d)	110 x 570 x 470 mm	110 x 570 x 470 mm
Worktop cut-out dimensions (w x d)	545 x 433 mm	545 x 433 mm
Total heat input	5.5 kW	6 kW
Gas hotplate burners	2 x 1.5 kW 1 x 2.5 kW	4 x 1.5 kW
Ignition	AA Battery / 1.5V	-
Net. weight	8 Kg	8 Kg
Features	Flame failure device on valves, spark ignition, black glass lid and automatic shut off on lid	

Basic Line triangular hob

The Basic Line triangular hob is a stainless steel hob that has an electric 12V spark ignition and detachable pan stands that are easy to clean.



PRODUCT DETAILS	
Overall dimensions (h x w x d)	100 x 480 x 480 mm
Worktop cut-out dimensions (w x d)	453 x 460 mm
Total heat input	4.5 kW
Gas hotplate burners	3 x 1.5 kW
Ignition	12V
Net. weight	4.1 Kg
Features	Flame failure device on valves, 12v spark ignition, black glass lid and automatic shut off on lid

Hotplate, 2 burner and grill


Fully self-enclosed, stand alone and portable gas stove, made out of high quality stainless steel.



PRODUCT DETAILS	
Overall dimensions (h x w x d)	160 x 445 x 345 mm
Total heat input	2 x 1.5 kW
Gas hotplate burners	1.5 kW
Grill burners	1.5 kW
Ignition	12V
Net. weight	7 Kg
Features	Flame failure device on valves, multifunctional pan, pan trivet, detachable handle, stainless steel lid

353 Series - Combination Unit

The perfect space saver; with split glass lid for extra work space and a clean look. The 353 Combo units makes a great slide-out kitchen and comes with left or right handed sink.



PRODUCT DETAILS	
Overall dimensions (h x w x d)	160 x 445 x 345 mm
Worktop cut-out dimensions (w x d)	4.5 kW
Total heat input	2 x 1.5 kW
Gas hotplate burners	1x 1.0 (kW), 1x 1.5 (kW), 1x 2.5 (kW)
Depth bowl	104 mm
Sink capacity	7.5L
Surface finish	Brushed stainless
Pan support	2 pieces - cast iron
Weight	10.7 Kg

SINKS

The contemporary Thetford sinks come in different sizes and shapes, to suit every size RV.



Enamelled Kitchen Centre



The Enamelled Kitchen Centre is the latest addition to the Thetford sink family. This modern, high quality sink comes with a black glass lid, plastic wash bowl, chopping board, draining board and draining rack.

PERFECT MATCH
WITH TOPLINE
922 HOB



PRODUCT DETAILS	
Overall dimensions (h x w x d)	153 x 360 x 470 mm
Worktop cut-out dimensions (w x d)	335 x 430 mm
Inside bowl dimensions	99 x 290 x 368 mm
Sink capacity	11 L
Net. weight	5.8 Kg

Kitchen Centre



Complete kitchen sink set, including plastic wash bowl, chopping board, draining board and draining rack. Accessories fit inside the sink when not in use, which makes the Kitchen Centre a beautiful space saver.

PRODUCT DETAILS	
Overall dimensions (h x w x d)	153 x 360 x 470 mm
Worktop cut-out dimensions (w x d)	335 x 430 mm
Inside bowl dimensions	99 x 290 x 368 mm
Sink capacity	11 L
Net. weight	5.2 Kg

Argent sink



This Argent sink is available with a Left or Right Handed drain and comes with a black glass lid.

PERFECT MATCH
WITH ARGENT HOB



PRODUCT DETAILS	
Overall dimensions (h x w x d)	152 x 630 x 470 mm
Worktop cut-out dimensions (w x d)	605 x 433 mm
Inside bowl dimensions	100 x 290 x 368 mm
Sink capacity	9.6 L
Net. weight	4.8 Kg

Round sink





Stainless steel round sink with black glass lid. Fits perfectly with the triangular hob.

PRODUCT DETAILS	
Overall dimensions (h x w x d)	0405 x 145 mm
Worktop cut-out dimensions (w x d)	0390 mm
Inside bowl dimensions	0328 x 93 mm
Sink capacity	7.4 L
Net. weight	2.4 Kg



Thetford Australia Pty. Ltd.
130-132 Freight Drive
SOMERTON VIC 3062

T: +61 (0)3 9358 0700
E: infoaus@thetford.com.au
www.thetford.com.au

Follow us:
 @ThetfordAustralia
 Thetford Australia