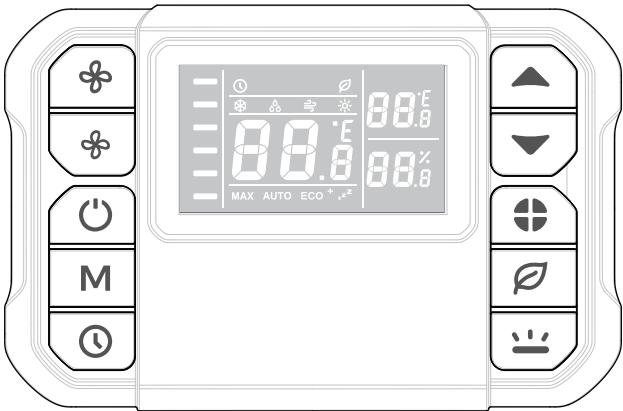




THE FOURTH SPACE

CYBERTAKE AIR CONDITIONER

USER MANUAL

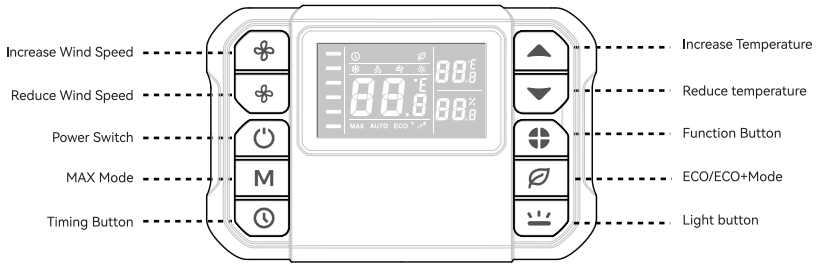


Please read this manual carefully before use

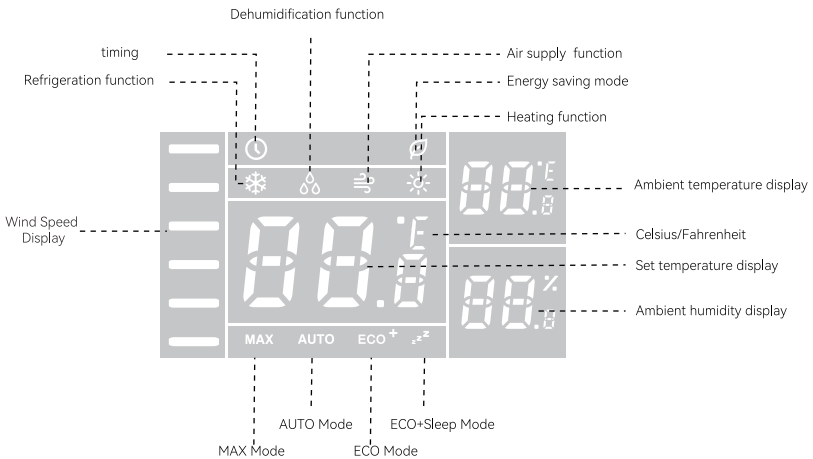
13. Appendix 2- Remote Control Instructions (Remote Control Version Only)

The following content is only applicable to the remote control version. If you have any questions, please contact customer service directly.

13.1 Introduction to remote control buttons



13.2 Introduction to Remote Control Display Screen Icons



13.3 Operating instructions

- **Matching connection:**
 - ① Install the battery into the remote control and turn on the remote control;
 - ② When the air conditioner is turned on, press and hold the ECO button on the air conditioner for 6 seconds to enter pairing mode. When -- is displayed on the screen, press any key on the remote control to complete the matching.
- **On/Off button:** Press and hold for 1 second to turn on the air conditioner, and press and hold for 2 seconds to turn off the air conditioner.

- **Function button:**
Short press the function button to select cooling, dehumidification, air supply, and heating functions.
Note: The heating function is applicable to both cold and warm models. Please contact customer service for more information.
- **Mode selection:** In the cooling function,
Can choose MAX mode, ECO+sleep mode, ECO energy-saving mode, and AUTO mode.
Short press the MAX button once to enter MAX mode, and short press again to enter AUTO mode.

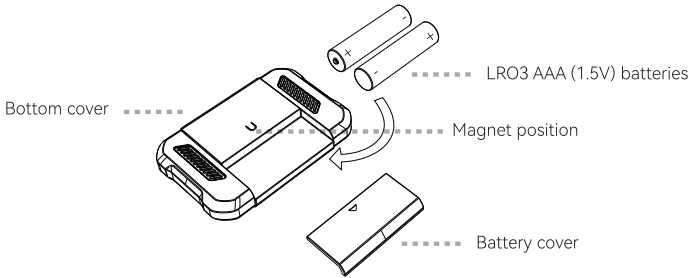
Short press the ECO button once to enter ECO+sleep mode, short press twice to enter ECO energy-saving mode, short press three times to enter AUTO mode.

The above cycles in sequence.

- **Timer button:** Can be set to turn off the air conditioning at a fixed time within 0-12 hours; Long press the timer button to enter the timer mode, Short press the $\Delta \nabla$ button to increment/decrement, long press to scroll through numbers; After completing the timer setting, press and hold the timer button for 2 seconds to reset the timer to zero and reset it.
When the air conditioner, press the timer button twice in a row can directly time for 1 hour.
- **Light on/off button:** Short press the light button to turn on/off the screen and the power indicator light on the air conditioner.
- **Wind speed increase/reduce button:** There are a total of 6 levels of wind speed, which can be adjusted by short pressing the increase/reduce button.
- **Temperature increase/reduce button:** Short press the temperature increase/reduce button to adjust the temperature. The temperature setting range is:
Cooling Function: 16~28°C (60~82°F), with an interval of 1°C/1°F.
Heating Function: 16~32°C (60~90°F), with an interval of 1°C/1°F.
- **Change the temperature unit:**
The default temperature unit is Celsius - °C, press and hold the light button for 3 seconds to switch to Fahrenheit - °F.

13.4 Other Function Description

- **Screen display function:**
Press any button to turn on or off the screen. After 30 seconds of inactivity, turn off the screen display.
- **Temperature and humidity display:**
The remote control is equipped with a temperature and humidity sensor, which will display the current ambient temperature and humidity on the screen.
Due to changes in the actual usage environment, there may be errors.
The values are for reference only and cannot be used as measuring tools.
- **Magnetic adsorption function:**
The remote control is equipped with a built-in magnet, which can be directly magnetically attached to the indicated position below the air conditioning handle or any magnetic object to avoid loss.
- **Power supply :** Use 2 pieces LRO3 AAA (1.5V) batteries.



13.5 Note:

- This remote control is not waterproof and should not be submerged in water.
- When not using the remote control for a long time, please remove the battery.
- Please replace the batteries according to the specified model and dispose of the used batteries in accordance with relevant national regulations.
- The operation of the product host button and remote control should not completely turn off the air conditioning power. If the air conditioner is not used for a long time, please unplug the power plug.

This air conditioner is produced by Fourth Space Co., LTD.
Service hotline: 400-616-7796